



In this webcast, "Campus Play Requirements," we will cover:

1. New flexible options to meet the campus play requirements
 - Power Search + HCASC Club
 - Campus Tournament
2. How to use Power Searches to recruit players for your HCASC Academic Club or campus tournament
3. Creating & growing an HCASC Academic Club
4. Planning & conducting your campus tournament
5. NCT Part 1 reporting requirements due by December 5, 2011

Campus Play Requirements

You have two options:

1. Conduct Power Searches with 50 students and maintain an HCASC Academic Club with 12 active members.
2. Hold a campus tournament with 8 teams.

The requirements now provide more flexibility for participating HBCUs.

Option 1 is to conduct Power Search(es) with at least 50 students and submit that list (including scores) along with a roster of the HCASC Academic Club (with a minimum of 12 members).

Option 2 is to hold a campus tournament with a minimum of 8 teams (with 3 players/team, that's 24 players).

You may use a combination of both options – run Power Searches to attract players and then run a campus tournament.



About Power Search

There are 10 Power Search quizzes in the HCASC Game Play Database.

Each Power Search has:
20 multiple choice questions
10 fill in the blank questions

Power Search questions cover academic subjects, general knowledge, sports, pop culture and include African American-centric topics.



There's a whole new way to be a part of the Honda Campus All-Star Challenge experience. Charge up your brain cells for the POWER SEARCH! Be a part of the HBCU National Quiz Championship to see if you have what it takes to help your school win \$50,000!

DATE:
TYPE DAY, DATE AND YEAR HERE

TIME:
TYPE TIME HERE

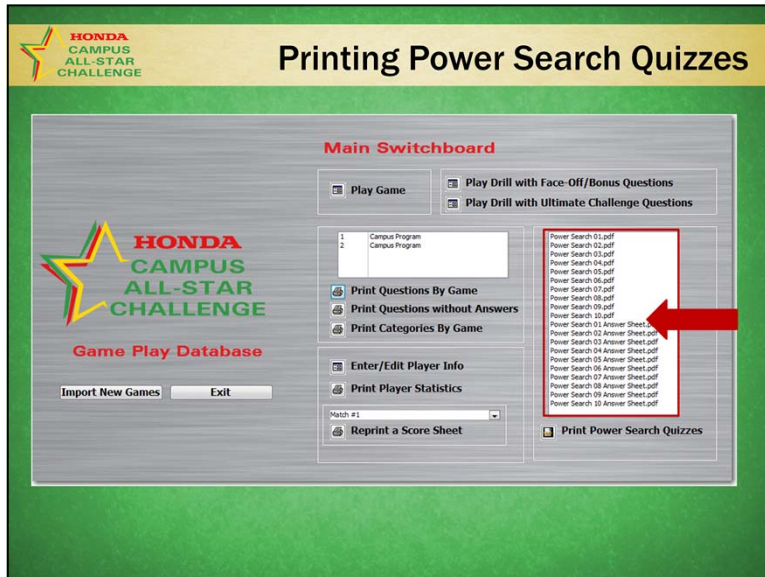
PLACE:
TYPE TOURNAMENT LOCATION HERE

MORE INFO:
TYPE CONTACT PERSON HERE



A Power Search is a player recruitment tool. You use it as a tryout – the students see if they enjoy answering questions and you see the depth and breadth of their knowledge base.

Power Search takes the HCASC program to the students as they may be conducted anywhere on campus – student union, residence halls, cafeteria, classrooms, at fraternities & sororities, club meetings, student orientation, etc. Schedule Power Searches in various locations and at different days and times so as to reach a large number of students in a fast and effective manner.



You point, click and print the Power Search quizzes (and answer sheets) right from the Game Play Database; and then photocopy **and staple** the 3-page quizzes.



Conducting Power Searches

A Power Search takes 30 minutes from start to finish:

- 5 minutes to explain the HCASC program
- 20 minutes for students to take the Power Search
- 5 minutes to score the Power Search

To conduct a Power Search, allow:

5 minutes to explain the Honda Campus All-Star Challenge program, the game & how you will extend invitations to join the HCASC Academic Club or play in the campus tournament.

20 minutes to run the Power Search.

5 minutes to have students help score the Power Search (they trade papers with the student next to them and you read the answers for them to score).



After Power Searches

Enter all player information and the Power Search results into the Game Play Database.

FName	MName	LName	ID Num	Last-4 SSN	DOB	E-Mail	Cell Phone	Major	YearInSchool
Lillian		Parker		1234	1/2/1993	email@domain.com	xxx-xxx-xxxx	Education	Freshman
Tisha	Lynton	Rose		1234	1/2/1993	email@domain.com	xxx-xxx-xxxx	Art & Marketing	Sophomore
Tom		Cunningham		1234	1/2/1993	email@domain.com	xxx-xxx-xxxx	Communications & Journalism	Junior
Frank		Genour		1234	1/2/1993	email@domain.com	xxx-xxx-xxxx	History	Sophomore
Andy		Friedman					xxx-xxx-xxxx	English & Mass. Comm.	Junior
Mary		Oberembt					xxx-xxx-xxxx	Economics	Senior

Power Search	#	Power Search Date	Power Search Score
<input checked="" type="checkbox"/>	1	9/13/2011	25
<input checked="" type="checkbox"/>	2	9/14/2011	23
<input checked="" type="checkbox"/>	2	9/14/2011	27
<input checked="" type="checkbox"/>	3	9/15/2011	25
<input checked="" type="checkbox"/>	4	9/19/2011	28
<input checked="" type="checkbox"/>	9	8/19/2011	24

Invite the top scoring candidates to join the HCASC Academic Club or to play in your campus tournament.

Enter the players information **and** the Power Search number, date conducted and score into the Game Play Database.

NOTE that last 4 digits of Social Security Number and Date of Birth are required along with the other information in the top screen grab on this page. We maintain a strict privacy and do not supply this information to anyone (ever). We will only contact a student to verify their information if it looks to be fictitious.

You can use students or other campus personnel to help you do the database entry.

Invite the top scoring candidates (use a “bell curve” distribution considering the top group) to join the HCASC Academic Club.



HCASC Academic Club

- The club meets for:
game training & practice
social activities & bonding
- Meet weekly to start, more frequently closer to the NCT.
- Pick a consistent place and set a regular schedule.



*Take a tip from FAMU:
They had the 1st HCASC
Academic Club and have
won seven HCASC
championships!*

The HCASC Academic Club is a season-long club for students. Club sessions include game play & training as well as social activities.


The club should meet (at least) weekly and as you get closer to selecting and preparing your NCT team, sessions will accelerate.

Meetings should occur on a regular schedule in a consistent place.



Planning a Campus Tournament

1. Select the tournament date.
2. Publicize the tournament.
3. Conduct team sign-ups.
4. Reserve rooms for the games.
5. Recruit game officials.
6. Set final schedule after sign-ups.



If you thought you know the Honda Campus All-Star Challenge, THINK AGAIN. The HBCU National Quiz Championship is back with a new format, new questions and more FUN! Do you have what it takes to challenge your mind and your reflexes? Get in the game and find out!

DATE:
TYPE DAY, DATE AND YEAR HERE

TIME:
TYPE TIME HERE

PLACE:
TYPE TOURNAMENT LOCATION HERE

MORE INFO:
TYPE CONTACT PERSON HERE

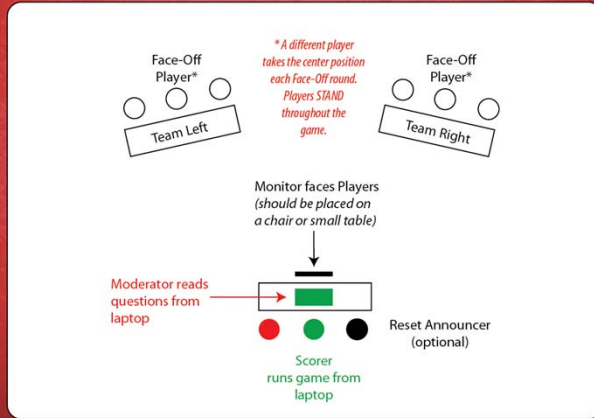


The better your planning and promotion, the more successful your campus tournament will be.

1. Select the date of the campus tournament. Avoid mid-terms, founders day, holiday weekends, etc.
2. Publicize the campus tournament with fliers, table tents, demonstration matches, the new HCASC videos, etc.
3. Conduct team sign-ups using the sign-up forms at HCASC.com
4. Reserve game rooms in a high traffic area such as the student union.
5. Recruit faculty & staff to serve as game officials. You'll need 2-3 officials for each match.
6. Set the final schedule once sign-ups are complete and notify the players when and where to report.

Planning a Campus Tournament

7. Test game room & computer set-ups.



7. Test game room & computer set-ups at least several days in advance to work out any “kinks.”

A few notes about staging games:

The moderator **stands** over the scorer’s left shoulder and reads the questions from the laptop screen.

The team players **stand**. This creates more energy and helps remind players that only the player in the middle may answer Face-Off questions.

Players rotate positions between round so that the player answering Face-Offs is always in the middle (each of the 3 players answers Face-Offs in only one round).

This is the same set-up that you will use for practice sessions.



Prepare for the Campus Tournament



8. Train game officials.

9. Conduct team orientation.

10. Make player nameplates.

11. Print game rules & tournament charts.

12. Run practice games.

8. Train game officials using the Game Officials Job Descriptions from HCASC.com. Be sure to use a “real” set-up, including the Game Play Database and either HCASC Easy Buttons or a Lockout system. Time permitting, have officials take the Rules Quiz from HCASC.com
9. Conduct team orientation, emphasizing the new game rules and procedures. Remember, each player answers Face-Offs in (only) one round and is the only player to do so. And Face-Offs may not be interrupted, so former players (and game officials) will need some practice.
10. Make player nameplates using the template at HCASC.com.
11. Print the game rules & tournament charts from HCASC.com for posting.
12. Run practice games using the Game Play Database (use the sample games 1 and 2 *only*).



Conducting your Tournament

- 13. Set-up game room, equipment & post game rules.
- 14. Categories by Game sheets are filled in and given to the scorer.
- 15. Start games on-time & have fun.
- 16. Announce the next steps on the road to the HCASC NCT.

HONDA CAMPUS ALL-STAR CHALLENGE Categories By Game

Game 1

Round 1

OVER SUMMER VACATION
People, places, and events in the news during the summer of 2011.

MISSION MAPS/BLE
Journals from any field, with first or last names or terms beginning with "M."

WORDS AND LANGUAGE
Vocabulary and idioms.
20th CENTURY LEADERS
About national leaders of the 20th century.

Player Team Left _____ Player Team Right _____

Round 2

AFRICAN AMERICAN HISTORY
Significant people, places, and events in African American history.

COLLECTED
Any and all things that can be collected or collected.

CLASSIC AMERICAN HISTORY
Characters, sites, and authors in US novels of the 19th and 20th century.

SPORTS LOGOS
Logos and symbols for teams of various sports.

Player Team Left _____ Player Team Right _____

Round 3

THE FIRST
People, places, and things that are or were "the first."

REPORTER'S HISTORICAL
Journalists and writing like a journalist.

LET'S GO THE USA
US history, culture, terms, and geography.

CARF LOADING
The strategy and chemistry of carpal tunnel.

Player Team Left _____ Player Team Right _____

Ultimate Challenge


WHICH SCIENCE?
Astronomy, chemistry, math, physics, or psychology. Which was the field of...

ABCS OF ECONOMICS
Which term from economics begins with "A," "B," or "C"?

INFLATOR
Identify the people, places, and things that have been designated by the letter "I."

OLD SCHOOL
Which hip hop or rap artist, producer, or DJ...

- 13. Set-up game room, equipment & post rules. Do this at least 30 minutes in advance.
- 14. Distribute the Category By Game sheets to teams **just before each game** so that they may decide which player will be the (only) one to answer Face-Off questions in round 1, 2 and 3. Each player must be designated to be the Face-Off player in one round and the players may not repeat.
- 15. Start games on-time & have fun. Keep it a "good show" by having your moderators warm-up the teams with pleasant pre-game chatter.
- 16. Announce the next activity whether it is an HCASC Academic Club or simply some practices with invited students from which the coach will select the players for the NCT.



After the Campus Tournament

Enter all the players info into the Game Play Database.

FName	MName	LName	ID Num	Last 4 SSN	DOB	EMail	Cell Phone	Major	YearInSchool
Lillian		Parker		1234	1/2/1993	email@domain.com	xxx-xxx-xxxx	Education	Freshman
Tisha	Lynton	Rose		1234	1/2/1993	email@domain.com	xxx-xxx-xxxx	Art & Marketing	Sophomore
Tom		Cunningham		1234	1/2/1993	email@domain.com	xxx-xxx-xxxx	Communications & Journalism	Junior
Frank		Genour		1234	1/2/1993	email@domain.com	xxx-xxx-xxxx	History	Sophomore
Andy		Friedman		1234	1/2/1993	email@domain.com	xxx-xxx-xxxx	English & Mass. Comm.	Junior
Mary		Oberembt		1234	1/2/1993	email@domain.com	xxx-xxx-xxxx	Economics	Senior

HCASC Club	Campus Tournament
<input checked="" type="checkbox"/>	<input type="checkbox"/>
<input checked="" type="checkbox"/>	<input checked="" type="checkbox"/>
<input checked="" type="checkbox"/>	<input checked="" type="checkbox"/>
<input checked="" type="checkbox"/>	<input checked="" type="checkbox"/>
<input type="checkbox"/>	<input checked="" type="checkbox"/>
<input type="checkbox"/>	<input type="checkbox"/>

Enter the players information into the Game Play Database. You can use students or other campus personnel to help you do the entry.

Be sure to check the “Campus Tournament” box for students who competed in the campus tournament. We must be able to connect the players to the tournament chart and scoresheets you submit during NCT Part 1 Qualification.

Invite the top scoring players to join the HCASC Academic Club if you have one or to attend practice sessions.

For more information on planning and executing a successful campus tournament, watch the “Campus Tournament” track webcasts.

Good luck!